

2022 Bond Planning

June 30, 2022

Agenda

1. Welcome – Rashid Khokhar & Steve Bassett
2. Design & Construction – Carolina Fuzetti
 - 2018 Uncommitted Funds
 - Major Project Updates
 - Updated Capital Plan
3. IT – Long Pham
 - 2018 Uncommitted Funds
 - Updated Capital Plan
4. Communications – Veronica Sopher
5. Safety and Security – Chief David Rider
6. Debt Management Update – Bryan Guinn
7. Why we have a deficit presentation – Bryan Guinn & Steve Bassett
8. Questions/Comments

Bond 2018 – Program Summary – As of June 2022



2018 BOND PROGRAM SUMMARY

Current Budget	993M
Committed + Bond Support	851M
Uncommitted	142M

Breakdown of Uncommitted

		49M	
District Wide Funds	Program Contingency	7.2M	
	Land	2.3M	Anticipate full use of approved amount for Land Purchase
	Technology (include PKG002.1, 002.2 IDF/MDF)	29.1M	
	Transportation	2.4M	
	Safety & Security	5M	Includes \$2.6M for Camera Storage (Managed by IT)
	Portables 22/23	3M	Anticipate full use of approved amount for T-Bldg Relocations
	Hunters Glen ELC2	200K	Project in close-out. Funds to be returned to Program Contingency

		33M	
Recently-approved Projects	PKG035.2 Clements HS Field House	15 M	Funds are allocated, construction has not started.
	PKG030 Fire Sprinklers	7 M	
	PKG052 LED Lighting Upgrade Project	4 M	
	PKG036 Fire Alarms	4 M	
	PKG055 Austin Parkway ES Drainage Improvements	1 M	
	PKG053 Progressive HS Parking Lot Replacement	1 M	

		30M	
Ongoing New Construction	PKG050 Crawford High School-HS12	19 M	14M Anticipated for FFE (IT, furniture, supplies, etc)
	PKG009 Bhuchar Elementary School-ES53	5 M	3M Anticipated for FFE (IT, furniture, supplies, etc)
	PKG054 Ferguson Elementary School-ES54	6 M	4M Anticipated for FFE (IT, furniture, supplies, etc)

		30M	
Nearing Completion Projects	PKG027 Roofing Package	3 M	
	PKG021 Turf and Athletics	3 M	Anticipate full use of approved amount. Addressing major deficiencies
	PKG019 Exterior Envelope	4 M	
	Other PKGs	19 M	Anticipate use of \$9M during project close-out

Crawford HS (HS 12)



New Construction

- Construction began May 2020, 70% complete
- Scheduled opening fall 2023
- Chillers and boilers are installed, building is climate controlled



Budget / Cost Status

Current Budget	\$180,973,879
Commitments	\$161,670,756
Cost to Date	\$114,593,939

Bhuchar ES (ES 53)

New Construction in Riverstone Community

- Construction started June 2021, approximately 60% complete
- Opening day originally targeted Jan 2023, new target opening date fall 2023

Budget / Cost Status	
Current Budget	\$41,751,823
Commitments	\$36,795,209
Cost to Date	\$25,515,132



Alyssa Ferguson ES (ES 54)

New Construction in Sienna Community

- Board of Trustees approved budget substitution from ES 52 to ES 54, February 14, 2022
- Construction started June 2021, approximately 55% complete
- Opening day originally targeted January 2023, new target opening date fall 2023



Budget / Cost Status	
Current Budget	\$41,749,237
Commitments	\$35,404,560
Cost to Date	\$24,365,110

Bond 2022 – DRAFT Capital Plan – As of June 2022

DESIGN & CONSTRUCTION		\$1.064B
Major Projects	Elementary School 55 (North West)	\$46M
	Ferndell Henry Renovations & Additions - ES 56 (South East)	\$18M
	New Middle School 16	\$82M
	Briargate Re-Build	\$47.2M
	Mission Bend Re-Build	\$47.2M
	Clements HS Re-Build	\$222.8M
	Natatorium	\$22.9M
	Transportation Facility	\$19.2M
	Sub-Total Major Projects	505.3M
Facility Deficiencies & Life Cycle Needs, Educational Adequacy Deficiencies		\$558.9M

SAFETY & SECURITY		\$5.6M
	Security Cameras	\$3M
	Police Vehicles	\$1.02M
	Floor Mounted Door Locks	\$200K
	Standardized Weapons and Response Kits	\$200K
	Emergency Notification System	\$175K
	Safety and Security Contingency	\$1.05M

Bond 2022 – DRAFT Capital Plan – As of June 2022

TRANSPORTATION	\$6.7M
Buses & Other Vehicles	\$4.6M
District Wide White Fleet	\$2.1M
TECHNOLOGY	\$100M
Infrastructure	\$1.5M
Network	\$43.6M
Systems	\$2.7M
Classroom Toolset	\$48.1M
Staff Computer Refresh	\$4.3M
LAND	\$3.2M
Property Required for Growth	\$3.2M
ESTIMATED TOTAL	\$1.18B

Bond 2022 – DRAFT Propositions – As of June 2022

GENERAL PROPOSITION	\$1.104B
All Major Projects (Except Natatorium) All Facility Deficiencies & Life Cycle Needs, Educational Adequacy Deficiencies Safety & Security Transportation IT Infrastructure, Network, Systems Land	
ATHLETICS PROPOSITION	\$22.9M
Natatorium	
INFORMATION TECHNOLOGY PROPOSITION	\$52.7M
Classroom Toolset Staff Computer Refresh	
ESTIMATED TOTAL	\$1.18B

Bond 2018 – IT Program Summary – As of June 2022

2018 Bond IT Projects (\$ 000's)				
	Budgeted	Expended & Encumbered	Allocated*	Available
Audio/Video	\$ 6,010	\$ 5,151	\$859	\$ -
Classroom Toolset	\$ 89,155	\$ 67,707	\$10,200	\$ 11,248
Infrastructure	\$ 24,300	\$ 17,893	\$0	\$ 1,407
Network	\$ 3,690	\$ 3,537	\$128	\$ 26
Staff Comp Refresh	\$ 12,745	\$ 11,837	\$23	\$ 885
Systems	\$ 6,700	\$ 2,550	\$3,328	\$ 822
Total	\$ 142,600	\$ 108,675	\$ 14,537	\$ 14,388


*\$14.5M anticipated for completion of 2018 bond projects

Bond 2022 – IT DRAFT Capital Plan – As of June 2022

2022 Bond IT Projects (\$ 000's)				
	Original Budget	2018 Funds Used	Other sources*	New Budget
Audio/Video	\$ 1,932	\$ -	\$ 1,932	\$ -
Classroom Toolset	\$ 74,814	\$ 11,248	\$ 15,453	\$ 48,113
Infrastructure	\$ 1,512	\$ -	\$ -	\$ 1,512
Network	\$ 50,618	\$ 1,433	\$ 5,560	\$ 43,625
Staff Comp Refresh	\$ 7,595	\$ 885	\$ 2,355	\$ 4,355
Systems	\$ 3,594	\$ 822	\$ -	\$ 2,771
Total	\$ 140,064	\$ 14,388	\$ 25,300	\$ 100,376

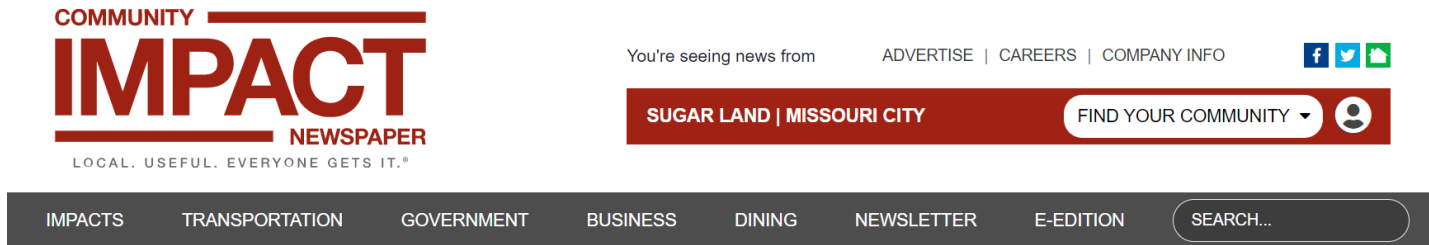
*Erate, Grants, 2025 Bond reimbursement resolution

Communications Update




FBISD likely to place bond on November ballot

Matt DeGroot May 23, 2022 Updated May 25, 2022 0



Houston > Sugar Land - Missouri City > Education

Fort Bend ISD looks to solve short-and long-term financial woes



Communications Update




FBiSD
INSPIRE • EQUIP • IMAGINE

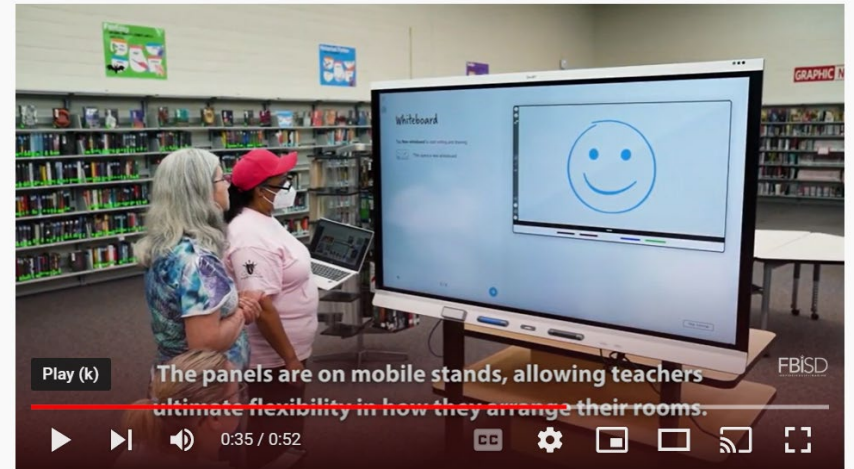
COMMITTED TO
E★cellence

Why does FBiSD have a deficit?
Why is a bond needed now?

Communications Update



2018 Bond Update | Construction Update



2018 Bond Update | SMART Panels

Upcoming Projects

- Bimonthly bond community e-newsletter (ongoing)
- Video featuring fine arts projects paid for by the bond (July 2022)
- *FBISD Magazine*: Back to School issue (August 2022)
- *FBISD Magazine*: Special Issue - 2022 Bond Election (Fall 2022)

Safety and Security

• Security Cameras	\$3,050,000
• Police Vehicles	\$1,020,000
• Additional Floor Mounted Door Locks	\$ 200,000
• Standardized Weapons and Response Kits	\$ 200,000
• Emergency Notification System	\$ 175,000
• Safety and Security Contingency	\$1,000,000

TOTAL

\$5,645,000

Bond 2022 – Financial Summary

- Financial Advisor – Hilltop Securities

- Provides Tax Rate Analysis


- Evaluate outstanding principal & interest
 - Anticipated timing of 2014/2018 Bond outstanding debt
 - Anticipated property value growth
 - Determines debt capacity for 2022 Bond
 - Does not include potential savings from future refundings

- Advises on timing of issuances and type (fixed and/or variable rate)

- Property Values

- Preliminary tax year 2022 numbers show anticipated growth exceeds 12%
 - Growth rate in tax years 2023 and beyond adjusted to reflect historic growth
 - Taxable values used below with 98.65% collection rate

Tax Year	Net Taxable Value	Growth Rate	Revenue Generated	New Revenue from Growth/Revaluation
2021	\$46,978,821,499	--	\$125,130,440	--
2022	52,656,105,585	12.08%	140,252,170	15,121,730
2023	55,815,471,920	6.00%	148,667,300	8,415,130
2024	58,048,090,797	4.00%	154,613,992	5,946,692
2025	60,370,014,428	4.00%	160,798,552	6,184,560
2026	62,181,114,861	3.00%	165,622,508	4,823,957
2027	64,046,548,307	3.00%	170,591,184	4,968,675
2028	65,967,944,756	3.00%	175,708,919	5,117,736
2029	67,946,983,099	3.00%	180,980,187	5,271,268
2030	69,985,392,592	3.00%	186,409,592	5,429,406



Bond 2018 – Financial Summary – As of June 2022

\$200.73 million of authorized but unissued debt

- Total was \$421.98M as of 4/30/2022
- Series 2021A/B debt issuances totaled \$221.25M
- Timeline of proposed issuance for remaining (subject to change)

Fiscal Year	Planned Issuance Amount
2023	\$130,000,000
2024	37,730,000
2025	30,000,000
TOTAL	\$200,730,000

- Timing of debt does not equal when expenditures are paid due to commercial paper program

Debt Capacity (with 2 pennies less)

\$1.1 Billion Issuance

